



SEESAW FOR FAMILIES



How to login

You will be given Home Learning Codes (for pupils) and Family logins



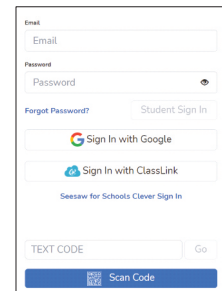
iOS Devices



Android Devices



Computers and Other

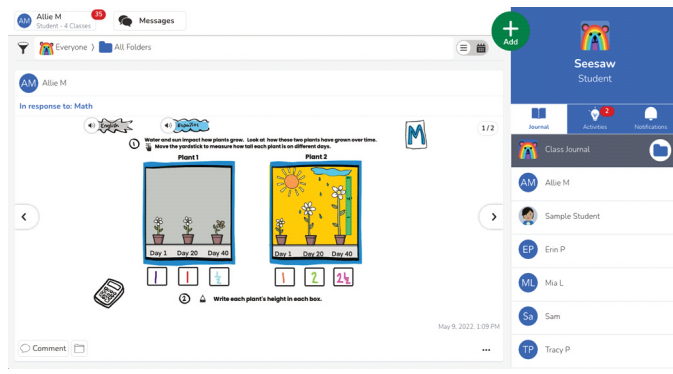


Seesaw is available for free available on any device.

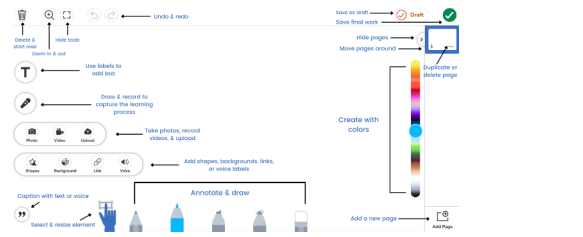
Select the 'I'm a student' or 'I'm a family member'

Scan the QR code or login using the information sent from school.

What do students see?




Pupils will be able to see and respond to the activities they do in class. At school, we use Seesaw across a range of subjects including PE and Art to capture the learning children have been doing.

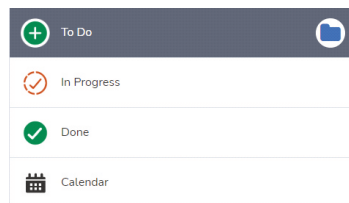


Completing homework

Pupils will need to sign in to see activities and complete homework.



Click on activities



Click on To Do



Click on 'Add response'

Families

Families can view and engage with all recent posts from their own child.



Families cannot complete activities or post to the Journal.



Account switching

Add additional accounts

- > Open Seesaw and tap your profile icon on the top left
- > Tap the icon again to expand the account details
- > Tap '+Add Account'
- > Choose a role (Teacher, Student, Family Member), and sign in to Seesaw

Switch between Accounts

- > Tap your profile icon **two** times to show all accounts.
- > Select the account to switch to.

